

2016 NZ COLONY LOSS SURVEY SUMMARY



About the survey

This is an on-line survey of beekeepers that aims to quantify winter colony losses. The survey was first conducted in 2015. The questionnaire is based on the international COLOSS survey and has been adapted to include topics of specific interest to NZ beekeepers.

Survey Participation

= 50

2015



149 Commercial beekeepers




217 Non-commercial beekeepers

2016

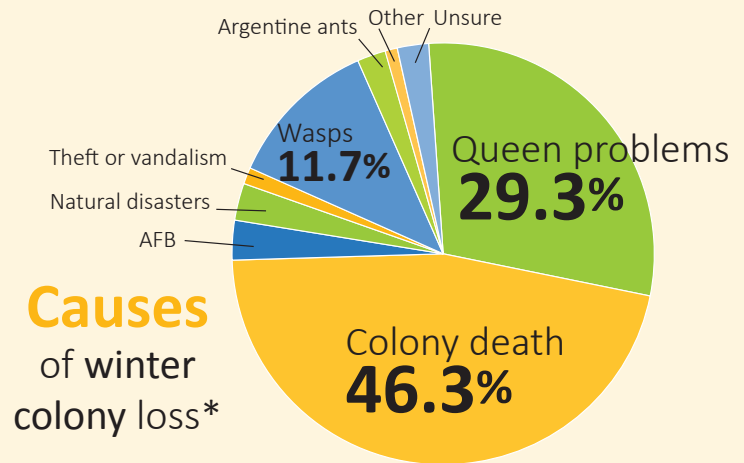
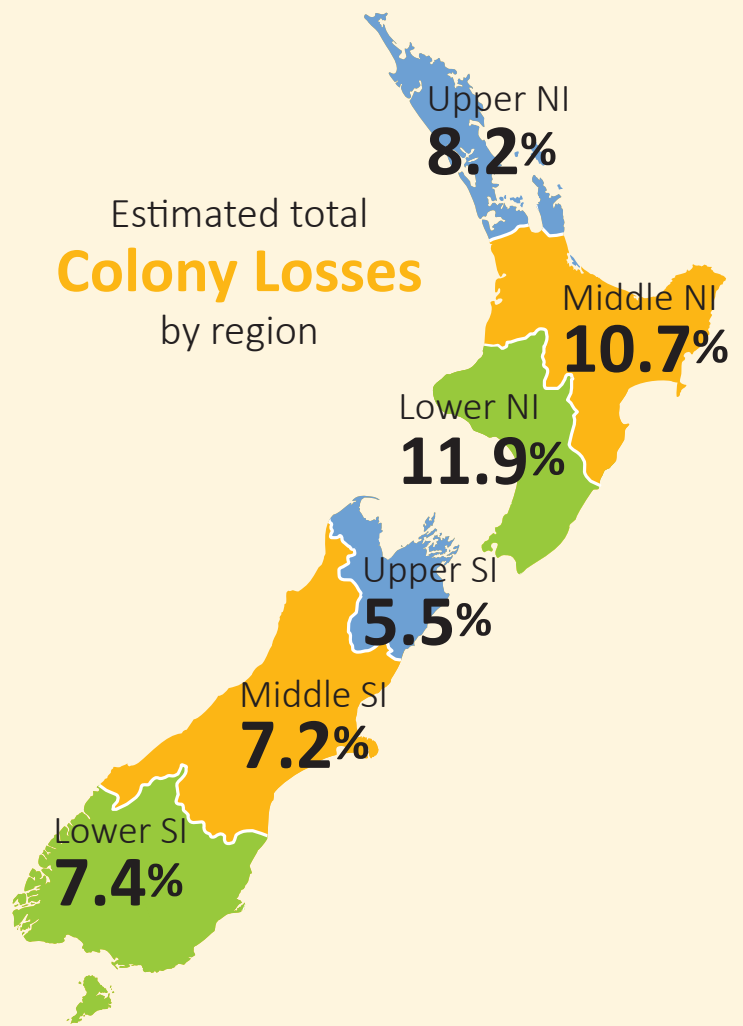


178 Commercial beekeepers



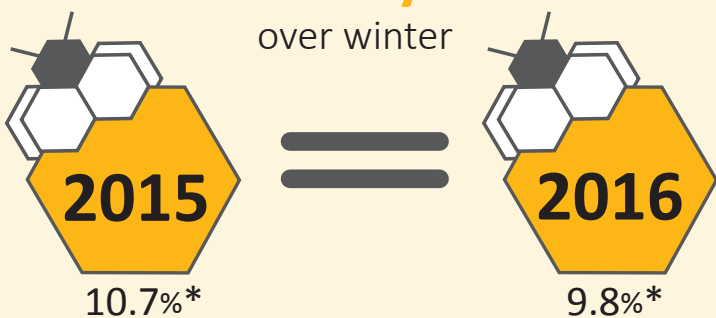
1917 Non-commercial beekeepers

Estimated total Colony Losses by region



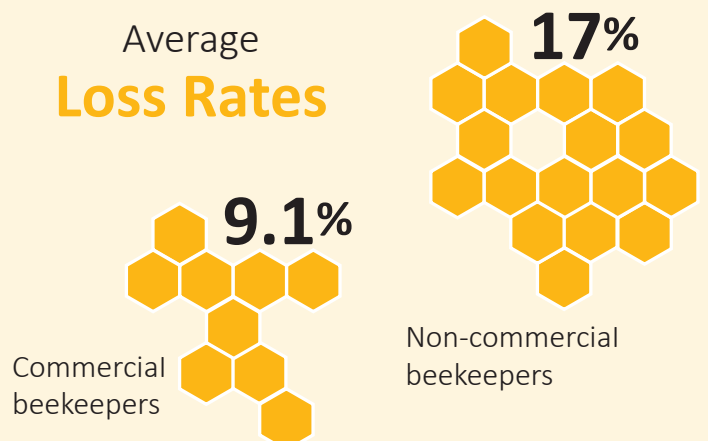
*among beekeepers who lost any colonies in winter 2016

Estimated Total Colony Losses over winter



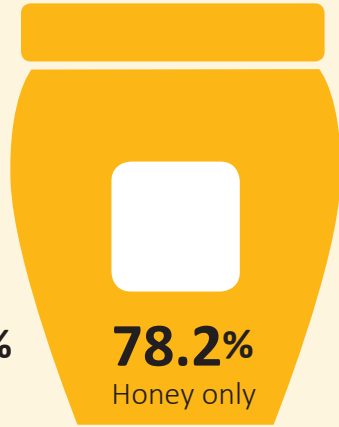
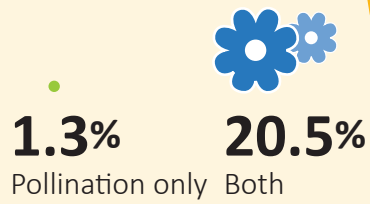
*estimated colony losses are statistically indistinguishable

Average Loss Rates




Use of production

Colonies

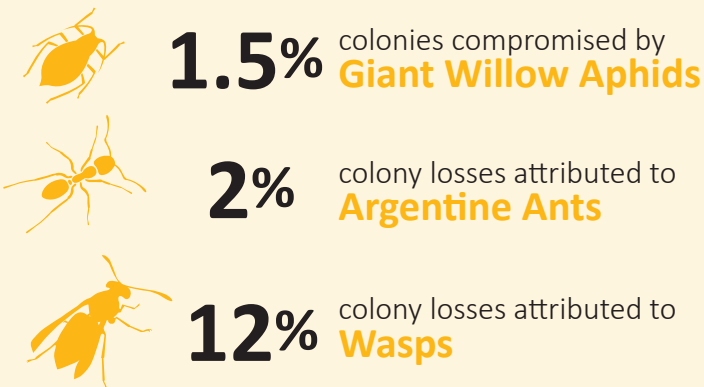


Top Five Flora providing significant flow

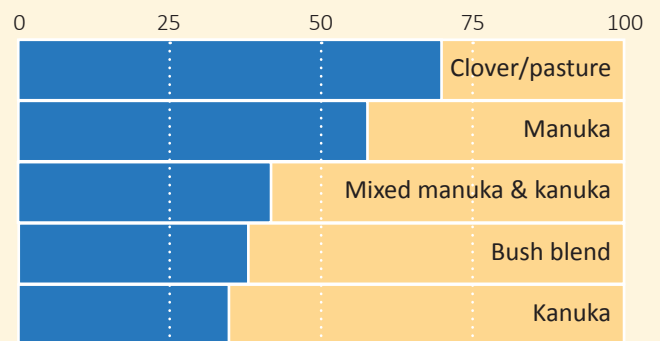
NON-COMMERCIAL BEEKEEPERS (%)



Emerging Insect Pests



COMMERCIAL BEEKEEPERS (%)



In a nutshell...

- Survey participation increased 5-fold.
- Estimated colony losses for winter 2016 were 9.8%. This is statistically indistinguishable from 2015 estimates.
- A higher share of hives was lost in the North Island compared to the South Island.
- Average loss rates are higher for non-commercial beekeepers than commercial; however, there is wide variation in individual loss rates.
- Colony death, queen problems and wasps accounted for 87.3% of winter colony losses in 2016.
- Hive numbers continue to grow. Evidence of competition for apiary sites is growing: 16% of large beekeepers reported that they had sites overtaken or overcrowded or that their apiary sites had reduced floral resources.
- Most colonies are used for honey production only. Few are used for pollination only. Some are used for both.

NZ COLONY LOSS SURVEY

LANDCARE RESEARCH
MANAAKI WHENUA

Ministry for Primary Industries
Manatū Ahu Matua



View full survey results at:

www.landcareresearch.co.nz/bee-health

View full report at:

www.mpi.govt.nz/document-vault/16711